




AEROSOUND[®]

 www.aerofoamvietnam.com

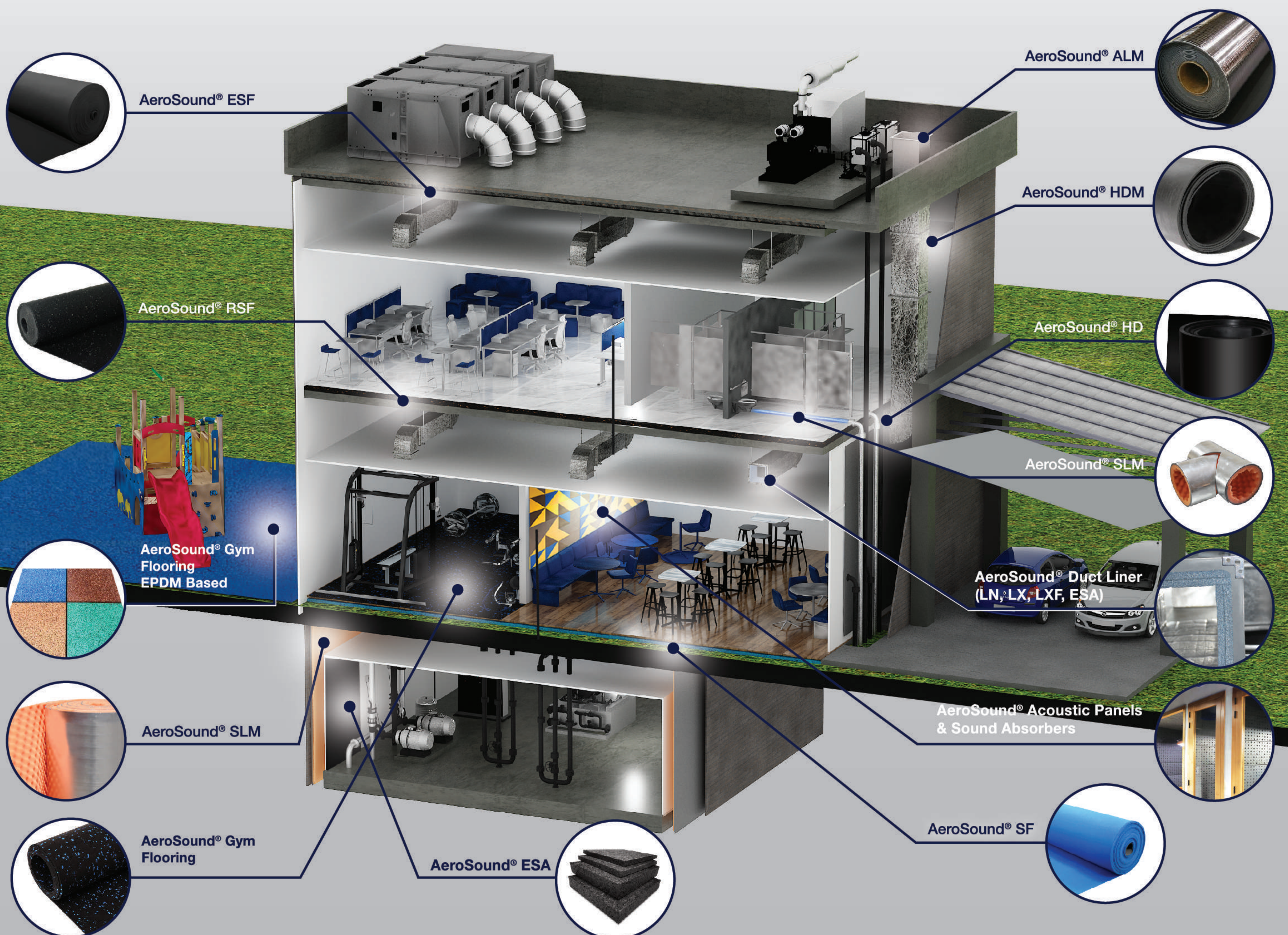
AEROSOUND[®]

INDEX

Introduction	2-3
AeroSound® Duct Liners & Sound Absorbers	4-8
AeroSound® Sound Lagging Material & Barriers	9-13
AeroSound® Floor Underlays	14-18
AeroSound® Gym Flooring	19-21

Annoyed by the loud noises in your building?

It's time to take noise pollution seriously!



Noise pollution can have adverse effects on all of us. Constant exposure to loud noise or impact sound can cause increased tiredness, lack of concentration, disturbed sleep and compromised acoustic comfort of building users. Sound reduction solutions should be considered during design and construction stage to assure the highest performance.

AeroSound® Acoustic Solutions are designed to absorb or block the unwanted sound in your building. Properly selected material can control impact noise or airborne sound depending on the application, which as a result provides necessary acoustic comfort for the residents of the building.

DID YOU KNOW?

International building codes indicate minimum requirements for design, construction and operations of buildings. That includes acoustic comfort of building's end users. Each country may follow their own standards for maximum allowable noise level in residential buildings, hotels, schools, etc.

USA
45 dB

European
Union
40 dB

Gulf
Cooperation
Council
30 dB

Australia
45 dB

**Above values represent selected examples of maximum noise level for residential buildings considering national building codes and local regulations. It may vary from state to state (USA, Australia) and Country to country (EU and GCC).*

LEED Requirements


As per the requirements of LEED, the HVAC background noise level at school facilities cannot exceed 35 dB.

AeroSound® Acoustic Solutions are designed to help in achieving above requirements and provide necessary acoustic comfort for building users. An acoustic study done by Acoustic Consultant is an essential tool in assuring that above mentioned criteria can be met by use of relevant construction materials, including AeroSound® solutions.



AEROSOUND[®]

Duct Liners & Sound Absorbers




Acoustic absorbers and duct liners are designed especially to absorb unwanted airborne sound from multiple sources.

AEROSOUND[®]

Acoustic Duct Liners & Sound Absorbers

AeroSound[®] Duct Liners are a wide range of sound absorbers developed to reduce noise in different applications. Advanced technologies utilized during the manufacturing of AeroSound[®] Duct Liners assure high quality of materials which are durable, easy to install, safe, hygienic and odor free.




AeroSound[®] LX

Polyolefin based
Semi open cell
With or without self-adhesive
*Applicable for 25 mm.

NRC = 0.35*

α = 0.30*




AeroSound[®] LXF

Polyolefin based
Aluminum foil facer
Semi open cell
With or without self-adhesive
*Applicable for 25 mm.

NRC = 0.45*

α = 0.40*




AeroSound[®] LN

Elastomeric based
Semi open cell
With or without self-adhesive
*Applicable for 25 mm.

NRC = 0.45*

α = 0.40*



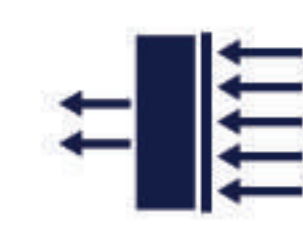












AeroSound[®] ESA

Elastomeric based
Open cell
With or without self-adhesive
*Applicable for 50 mm.








NRC = 0.85*

α = 0.85*

FEATURES

-  Excellent sound absorption
-  Dust and fiber free
-  Does not absorb unwanted odors
-  Hygienic & easy to clean
-  Safe to handle
-  Easy to install
-  Resistant to water & cleaning detergents
-  Resistant to bacteria
-  Resistant to mold and mildew
-  Excellent thermal properties
-  Lightweight
-  Long technical life
-  Environment friendly

APPLICATIONS

-  Duct liners
-  Wall partitions
-  Decorative acoustic panels
-  Machinery casing
-  Operating cabins
-  Silencers
-  Decompression Plenum boxes

ACCESSORIES

Accessories are available with or without self-adhesive layer. Additional accessories are not required. For easy installation, remove the release liner and glue the material to the surface. *Refer to AeroSound[®] Installation Manual for more information.*

TECHNICAL PROPERTIES

		AeroSound® LX XLPE Plain			AeroSound® LXF XLPE with foil			AeroSound® LN Elastomeric			AeroSound® ESA Elastomeric			
Properties		Value/Assessment												Tested acc. to:
Acoustic	Noise Reduction Coefficient (NRC) α_w	Thickness	NRC	α_w	Thickness	NRC	α_w	Thickness	NRC	α_w	Thickness	NRC	α_w	ISO 354
		15 mm	0.35	0.20	15 mm	0.25	0.20	13 mm	0.35	0.30	10 mm	0.35	0.25	
		25 mm	0.35	0.30	25 mm	0.45	0.40	15 mm	0.45	0.40	15 mm	0.55	0.35	
								25 mm	0.45	0.45	25 mm	0.70	0.50	
										50 mm	0.85	0.85		
Other	Density of foam	30 kg/m ³ ($\pm 10\%$ tol.)			30 kg/m ³ ($\pm 10\%$ tol.)			60 kg/m ³ ($\pm 10\%$ tol.)			ESA 160 - above 120 kg/m ³ ESA 240 - 220 to 260 kg/m ³			
	Thermal Conductivity	0.036 W/m•K at 23 °C			0.036 W/m•K at 23 °C			0.033 W/m•K at 23 °C			0.041 W/m•K at 23 °C			ASTM C518
	Reaction to fire				Class 0						Class 1			BS 476 Part 6 & 7
					Class A									ASTM E84
	VOC level	<0.5 mg.m ³			<0.5 mg.m ³									ASTM D5116
	Water absorption	2.03% - 2.7%			2.03% - 2.7%			0.28% - 0.99%						ASTM D570
	Max. operating temp.	105 °C, +85 °C (adhesive)			105 °C, +85 °C (adhesive)			110 °C, +85 °C (adhesive)			105 °C, +85 °C (adhesive)			ASTM C411
	Max. air velocity	25.4 m/s (5000 fpm)												Internal test
Antifungal	Yes												ASTM G21	
Physical	Color	Gray			Blue-Gray			Black			Black-Gray			
	Available size	15 mm - 1.2 m x 2.4 m (W: ± 20 mm; L: ± 50 mm tolerance)			15 mm - 1.2 m x 20 m (W: ± 20 mm; L: ± 50 mm tolerance)			15 mm - 1 m x 12 m (W: ± 20 mm; L: ± 50 mm tolerance)			1 m x 1 m (± 20 mm tolerance)			
		20 mm - 1.2 m x 2.4 m (W: ± 20 mm; L: ± 50 mm tolerance)			20 mm - 1.2 m x 2.4 m (W: ± 20 mm; L: ± 50 mm tolerance)			20 mm - 1 m x 8 m (W: ± 20 mm; L: ± 50 mm tolerance)						
		25 mm - 1.2 m x 2.4 m (W: ± 20 mm; L: ± 50 mm tolerance)			25 mm - 1.2 m x 2.4 m (W: ± 20 mm; L: ± 50 mm tolerance)			25 mm - 1 m x 8 m (W: ± 20 mm; L: ± 50 mm tolerance)						
Thickness	15, 20, 25 mm (-1 mm + 1.5 mm tolerance), other thicknesses are available upon request										6, 10, 15, 20, 25, 30, 40, 50 mm			

EXAMPLE OF APPLICATIONS


AeroSound® Duct Liners are easy to install and do not require use of any additional accessories as they are supplied a self adhesive layer. Additionally, they pose no harm to installers as they are free of fiber and dust.

1. Cut the sheets into the desired size and shape
2. Remove the release liner
3. Glue the material to the surface

Refer to AeroSound® Installation Manual for more information.



Scan the QR code to view the installation manual.



How to calculate the final noise output?

AeroSound® Acoustic Software can be used to calculate the final approximate noise level from ventilation and air conditioning duct systems while using selected thickness of AeroSound® Duct Liners.

Visit our website: www.aerofoam.ae

Scan the QR code to download the desktop app.



OTHER EXAMPLES OF APPLICATIONS

Generators



Air Handling Units

Engine Compartments



Special Utility Vehicle

AEROSOUND[®]

Acoustic Panels




Acoustic panels can be highly effective solutions at solving acoustic issues that can be observed in offices, schools, auditoriums, restaurants, hotels, meeting rooms, or any other place where large amount of people are situated.

AeroSound[®] Acoustic Panels are not only great sound absorbers that can be placed on the walls or ceilings, but can also be considered as personalized décor in your surroundings!

The solutions can be customized to a variety of sizes, colors, shapes and designs! Moreover, it they can be part of interior design and can be custom manufactured as per the designers concept.

AEROSOUND[®]

Sound Lagging Material & Barriers




Sound lagging materials and sound barriers help block unwanted sound and noise from wastewater and drain pipes but also create walls, ceilings, or enclosures that are soundproof for noisy equipment.

AEROSOUND[®]


Sound Lagging Material & Sound Barriers

AeroSound[®] Sound Lagging Materials are designed to reduce sound propagation coming from various sources. They have been designed for covering wastewater of drainage pipes, but act as an excellent sound barrier that can be installed as an additional layer for wall partitions.



AeroSound[®] SLM

Convoluted PU foam
Bonded to flexible MLV (mass loaded vinyl) acoustic barrier
With pure aluminum foil facer
Available with glasswool (AeroSound[®] SLM/GW)







AeroSound[®] SL+









Semi open cell elastomeric foam
Bonded to solid high mass rubber



FEATURES

-  Excellent acoustic properties
-  Dust & fiber free
-  Safe to handle
-  Easy to install
-  Hygienic & easy to clean
-  Excellent thermal properties
-  Long technical life
-  Environment friendly



APPLICATIONS

-  Wastewater pipes
-  Garbage chutes
-  Engine compartments
-  Air ducts (outer surface)
-  Wall partitions
-  Ventilation fans coverings
-  Compressor units' coverings
-  Machinery castings

ACCESSORIES

Tapes & Adhesive

Templates



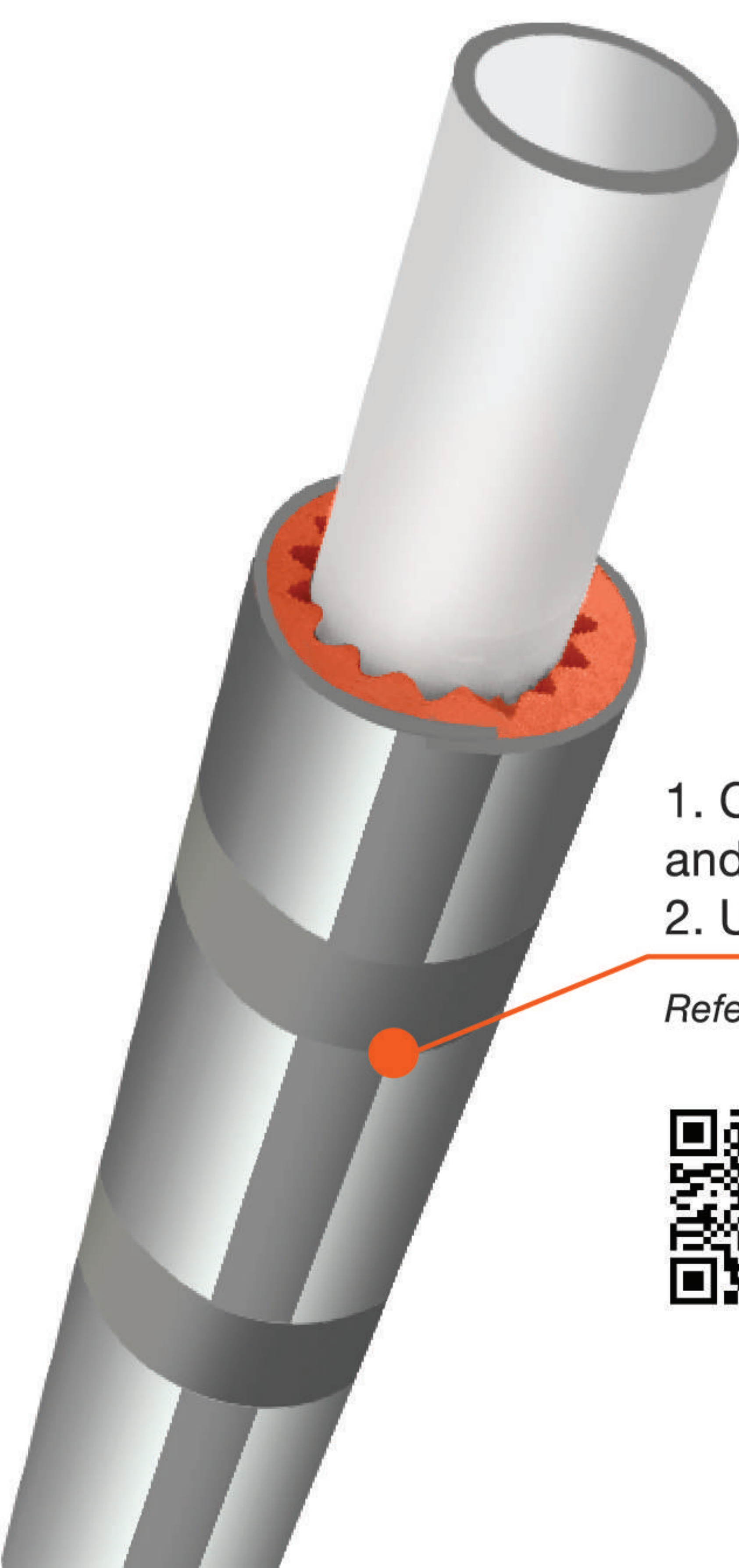
Refer to AeroSound[®] Installation Manual for more information.

TECHNICAL PROPERTIES

		AeroSound® SLM	AeroSound® SL+		
Properties		Value/Assessment		Tested acc. to:	
Acoustic	Sound Transmission Class (STC)	30 dB	30 dB	ASTM E90 ASTM E413	
	Sound Reduction Index R_w	(C;Ctr) = 30 dB (-1; -4) dB	(C;Ctr) = 30 dB (-1; -4) dB	EN ISO 10140-2	
	Wastewater Sound Reduction	12 dB to 17 dB	12 dB to 17 dB	EN ISO 14366	
Other	Operating temperature	-40 °C to +100 °C	-40 °C to +100 °C		
	Thermal conductivity	0.042 W/m•K at 23 °C		ASTM C518	
	Reaction to fire	FSI<25, SDI<50			ASTM E84
		Class 0	Class 0		BS 476 Part 6 & 7
		Ignitability - 0 Flame propagation - 0 Heat release - 0 Smoke developed index - 1			AS 1530.3
	TVOC - Emission rate	<0.5 mg/m ² /hr			ASTM D5116
	CFC, HCFC, dust, fibers & asbestos	Free	Free		
Physical	Color	Foam - orange Barrier - silver	Foam - black Barrier - black		
	Size	W: 1350 mm (±20 mm) L: 2.5 m & 5 M (±50 mm)	1 m x 1 m or 1 m x 2 m (W: ±20 mm, L: ±50 mm)		
	Thickness	25 mm (±5 mm)	8, 13, 20, 25 mm (±1.5 mm)		
	Weight	5 kg/m ² (-10%/+5%)	From 5.27 kg/m ² to 6.3 kg/m ² depending on thickness		
	Density		Density of foam: 45-65 kg/m ³ Density of solid rubber: 1560-2000 kg/m ³		

EXAMPLE OF APPLICATIONS

1. Wastewater pipe



1. Cut the sheets into the desired size and shape and apply it over the surface.
2. Use tape to cover the joints.

Refer to AeroSound® Installation Manual for more information.



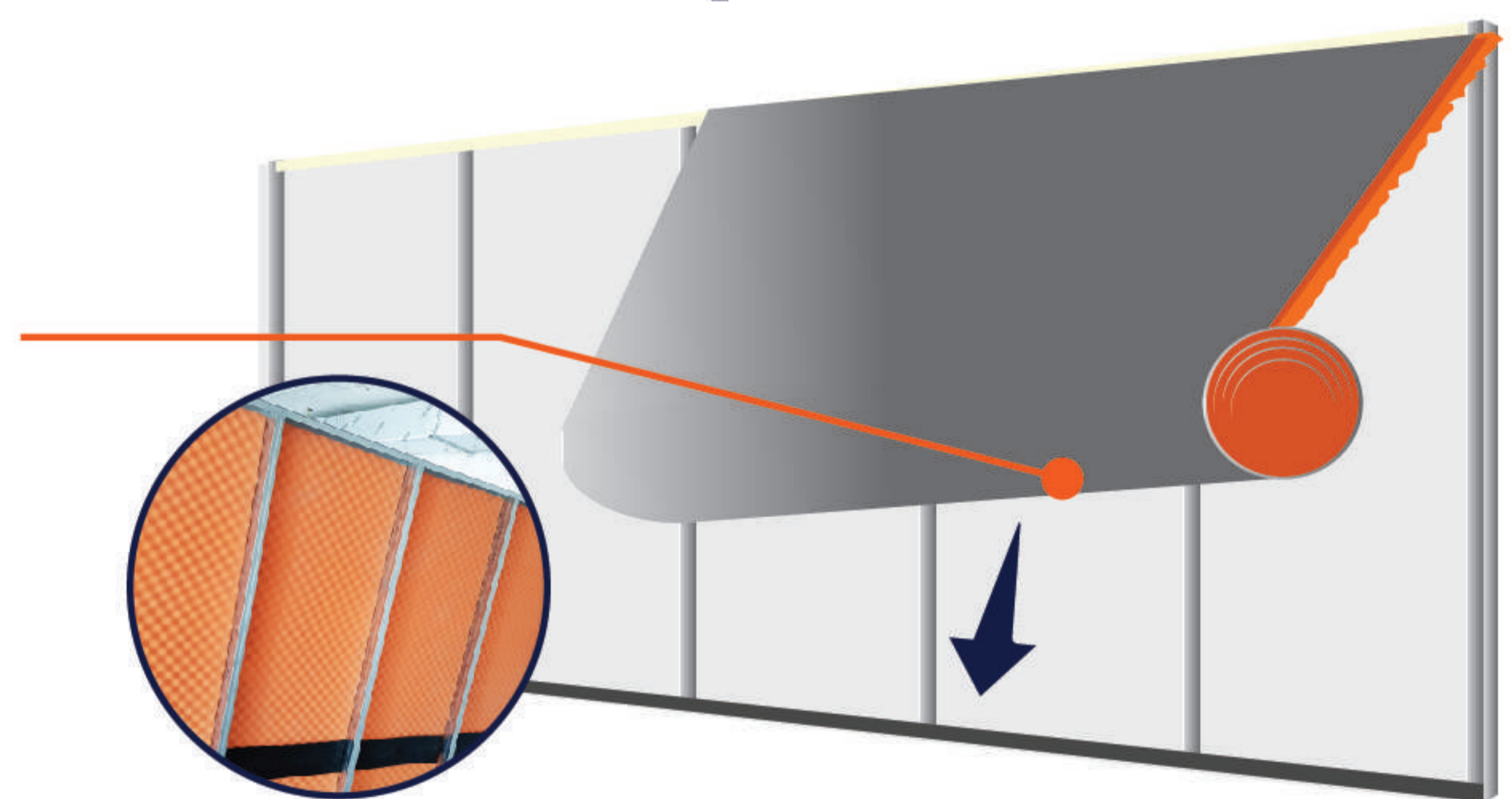
Scan to watch
installation video



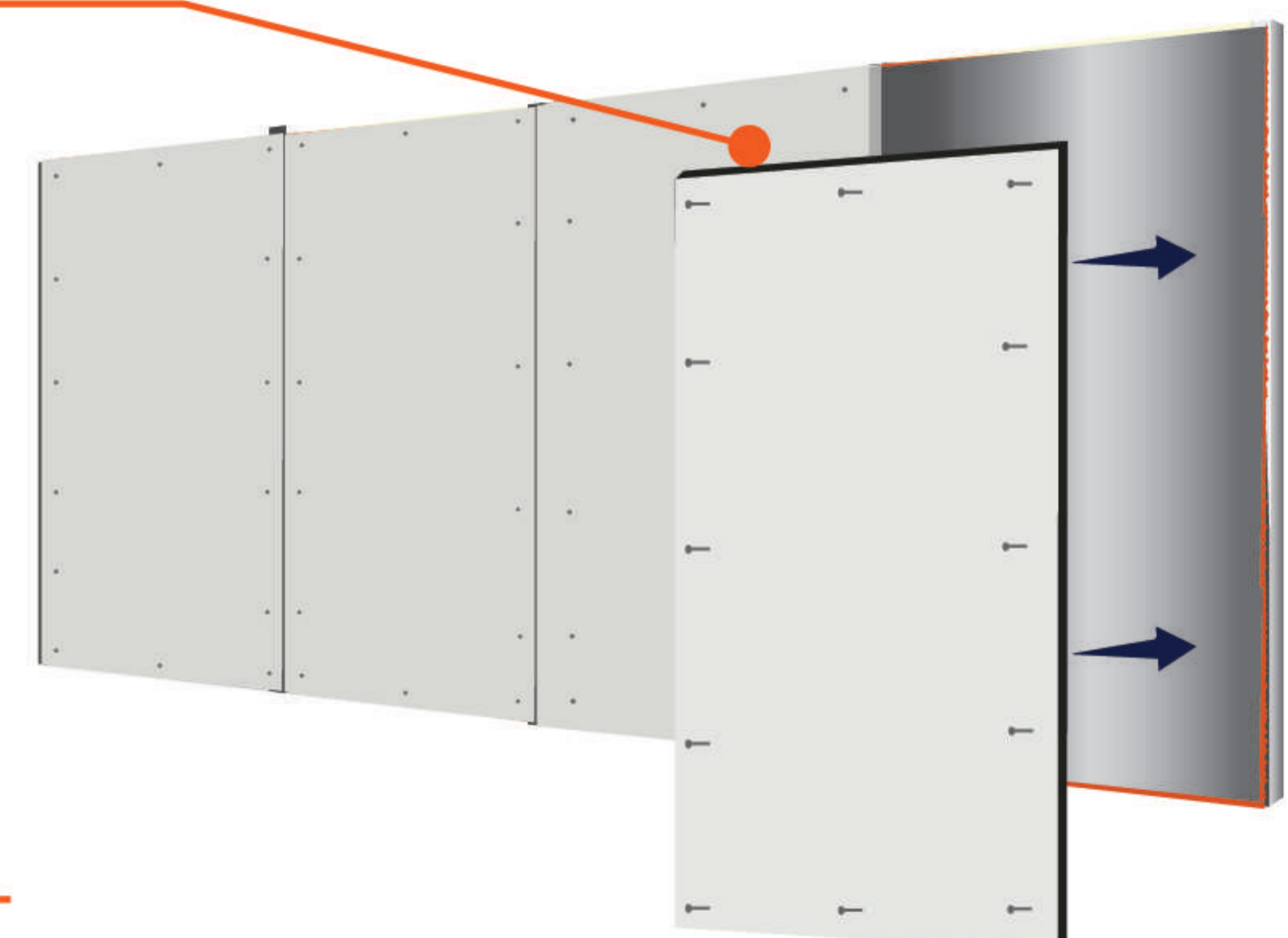
Scan the QR code
to view the installation
manual.

2. Wall partitions

1. Apply the material over the metal frame




2. Close the structure with gypsum board



AEROSOUND®


Acoustic Barriers

AeroSound® Acoustic Barriers are designed to reduce sound transmission. It can be installed by itself or along with other AeroSound® products. Especially recommended for industrial/automotive applications and machinery where high mechanical strength of material is expected.




AeroSound® HD

Solid flexible rubber




AeroSound® HDM

Flexible MLV
(Mass Loaded Vinyl)



AeroSound® ALM










Flexible MLV
(Mass Loaded Vinyl)
With aluminum foil facing



AeroSound® RFM

Flexible MLV
(Mass Loaded Vinyl)
Reinforced with non-woven
fiber glass cloth


FEATURES

-  Excellent acoustic properties
-  Dust & fiber free
-  Safe to handle
-  Easy to install
-  Flexible
-  Hygienic & easy to clean
-  Resistant to chemicals
-  Long technical life
-  Environment friendly

	AeroSound® HD	AeroSound® HDM	AeroSound® ALM	AeroSound® RFM
Properties				
Thickness	3 mm	4 mm	2-4 mm	2-4 mm
Size	1 m x 1 m 1 m x 2 m	1350 mm x 3 m 1350 mm x 5 m	1350 mm x 2.5 m 1350 mm x 5 m	1350 mm x 2.5 m 1350 mm x 5 m
Weight	4.5-5 kg/m ²	7.5-8 kg/m ²	5 kg/m ²	5 kg/m ²

ACCESSORIES

Tapes & Adhesive



Refer to AeroSound® Installation Manual for more information.

EXAMPLES OF APPLICATIONS

Wastewater Pipe



Engine Compartments

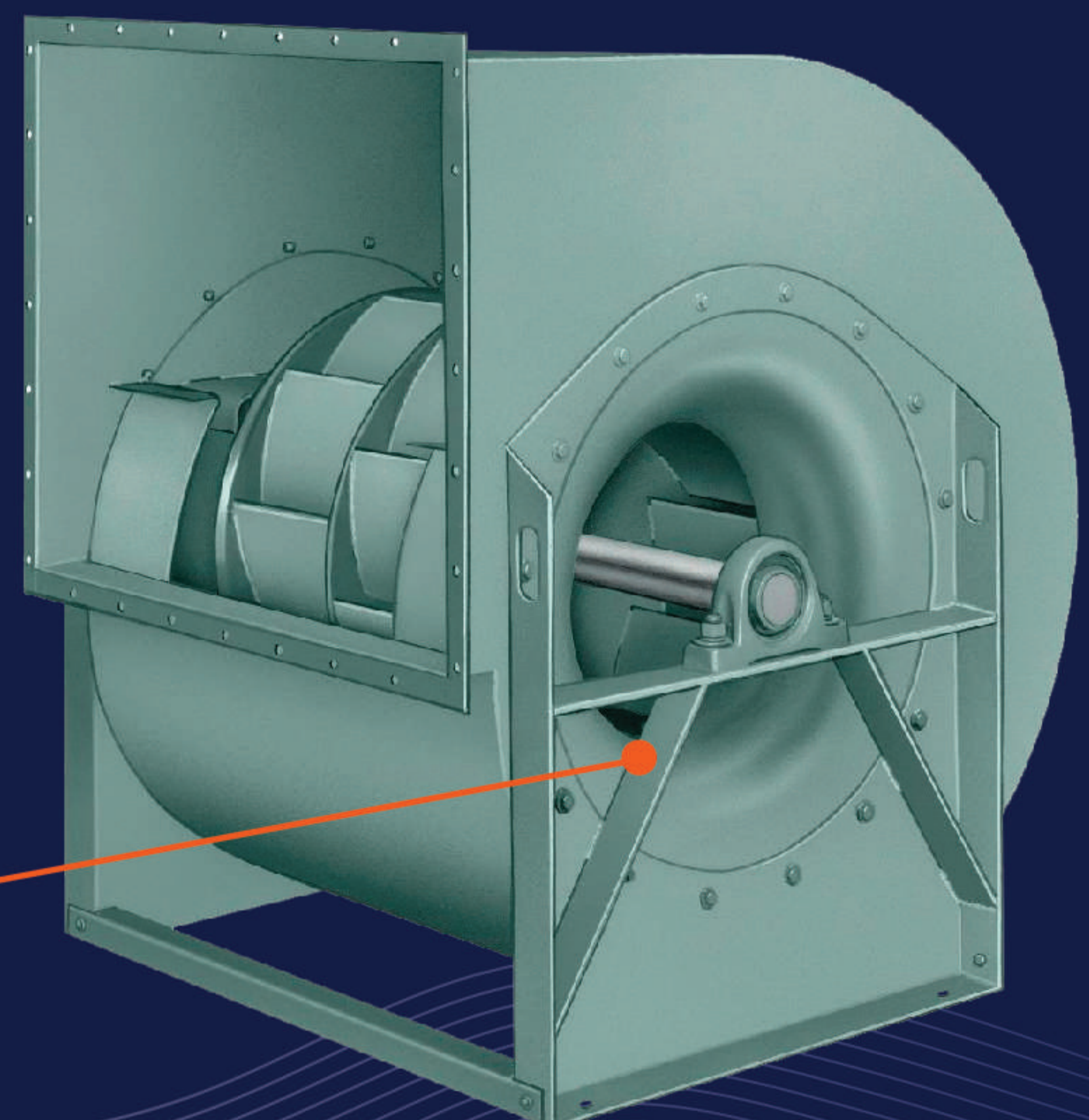
Machinery Case



APPLICATIONS


-  Wastewater pipes
-  Garbage chutes
-  Engine compartments
-  Air ducts (outer surface)
-  Wall partitions
-  Ventilation fans coverings
-  Compressor units' coverings
-  Machinery castings

Ventilation Fan Covering



AEROSOUND[®]

Acoustic Floor Underlay




Floor Underlay are designed to reduce impact sound transmission in flooring systems.

AEROSOUND[®]


Acoustic Floor Underlay

AeroSound[®] Floor Underlay are designed to reduce reduce impact noise transfer within the building structure to avoid propagation of structural sound while using a combination of AeroSound[®] Underlay and AeroSound[®] Perimetric Tapes.




AeroSound[®] RSF

Elastomeric rubber mat with recycled rubber content



AeroSound[®] SF





Cross-linked
Closed cell
Polyolefin foam










AeroSound[®] ESF

Closed cell
Elastomeric foam

FEATURES

-  Long lifespan
-  Environment friendly
-  Does not absorb water
-  Excellent acoustic properties
-  Helps to protect screed from cracking
-  Resistant to bacteria, mold & fungi growth

APPLICATIONS

-  Gyms, clubs & dancing floors
-  Hotels, offices & medical facilities
-  Recording studios & movie theaters
-  Industrial buildings & machinery foundation
-  Automotive industry - wheel arch & chassis
-  Residential, commercial & high-rise buildings
-  Sports court & running track

Impact Sound Insulation & Sound Reduction				ISO 10140-3, EN ISO 10140-1 Rated as per ISO 717-2		ASTM E2179-3 Rated as per ASTM E898	
Configuration				Ln, w (dB)	ΔLw (dB)	IIC (dB)	ΔIIC (dB)
AeroSound [®] Underlay	Slab (mm)	Screed (mm)	Finish type				
AeroSound [®] RSF 3 mm	140 (6")	80	Ceramic tiles 7 mm	62	18	47	22
AeroSound [®] RSF 3 mm	140 (6")	80	Vinyl 5 mm	58	21	52	25
AeroSound [®] RSF 5 mm	140 (6")	80	Ceramic tiles 7 mm	61	19	49	21
AeroSound [®] RSF 5 mm	140 (6")	80	Vinyl 5 mm	57	21	51	25
AeroSound [®] SF 3 mm	140 (6")	90	Bare screed	55	18		
AeroSound [®] SF 5 mm	140 (6")	80	Ceramic tiles 7 mm	58	20	50	22
AeroSound [®] SF 5 mm	140 (6")	80	Vinyl 5 mm	54	23	54	25
AeroSound [®] SF 10 mm	140 (6")	90	Bare screed	50	22		
AeroSound [®] ESF 10 mm	140 (6")	90	Bare screed	54	19		


TECHNICAL PROPERTIES

	AeroSound® SF	AeroSound® ESF	AeroSound® RSF	
Properties	Value/Assessment			Tested acc. to:
Material type	Cross-linked polyolefin foam	Flexible elastomeric foam	Elastomeric rubber mat with recycled rubber content	
Color	Blue	Black	Black/Anthracite/Orange	
Thicknesses*	3, 5, 8, 10 mm	3, 5, 8, 10, 13 mm	2-12 mm	
Thickness tolerance	-1 mm / +1.5 mm		2-6 mm: ±0.3 mm 7-12 mm: ±0.5 mm	
Size	W: 1.2 m L: 20 m	W: 1 m L: 8-30 m	W: 1.2 m L: 5-10 m	
Size tolerance	W: ±20 mm L: ±50 mm			
Recycled content	No	No	Yes	
Dynamic stiffness	64.3 MN/m³ (3 mm)	59.27 MN/m³ (10 mm)	73 MN/m³ (3 mm)	
Maximum load	400 kg/m²	400 kg/m²	3000 kg/m²	
Tensile strength at peak load	0.82 kg/m²	2.71 kg/m²	3.48 kg/m²	ASTM D412/ ASTM D751
Elongation break	36.37%	128.87%	47.5%	ASTM D412/ ASTM D751
Compressibility	84%	94.06%	93.7%	ASTM D3575/ ASTM F3616
Hardness, Shore A	11-17	15-18	65-69	ASTM D2240
Temperature range	-80 °C to +105 °C	-80 °C to +110 °C	-30 °C to +85 °C	
Thermal Conductivity at 23 °C	0.035 W/m·K	0.033 W/m·K	0.106 W/m·K	ASTM C518
Water absorption	0.013 g/cm²	0.09 g/cm²	0.009 g/cm²	JIS K 6767
Chemical resistance	Yes			
Resistance to fungi	Pass			ASTM G21
Resistance to bacteria	Pass			ISO 22196
ODP, GDP	ODP=0, GDP <5			
VOC			≤160 µg/m²hr	ASTM D5116
Puncture testing			91.44 cm	ASTM F924
Rolling load			Pass (at 500 cycles)	EN 985

*Other thicknesses available upon request.

ACCESSORIES

Tapes & Adhesive




Refer to AeroSound® Installation Manual for more information.

AeroSound® SF



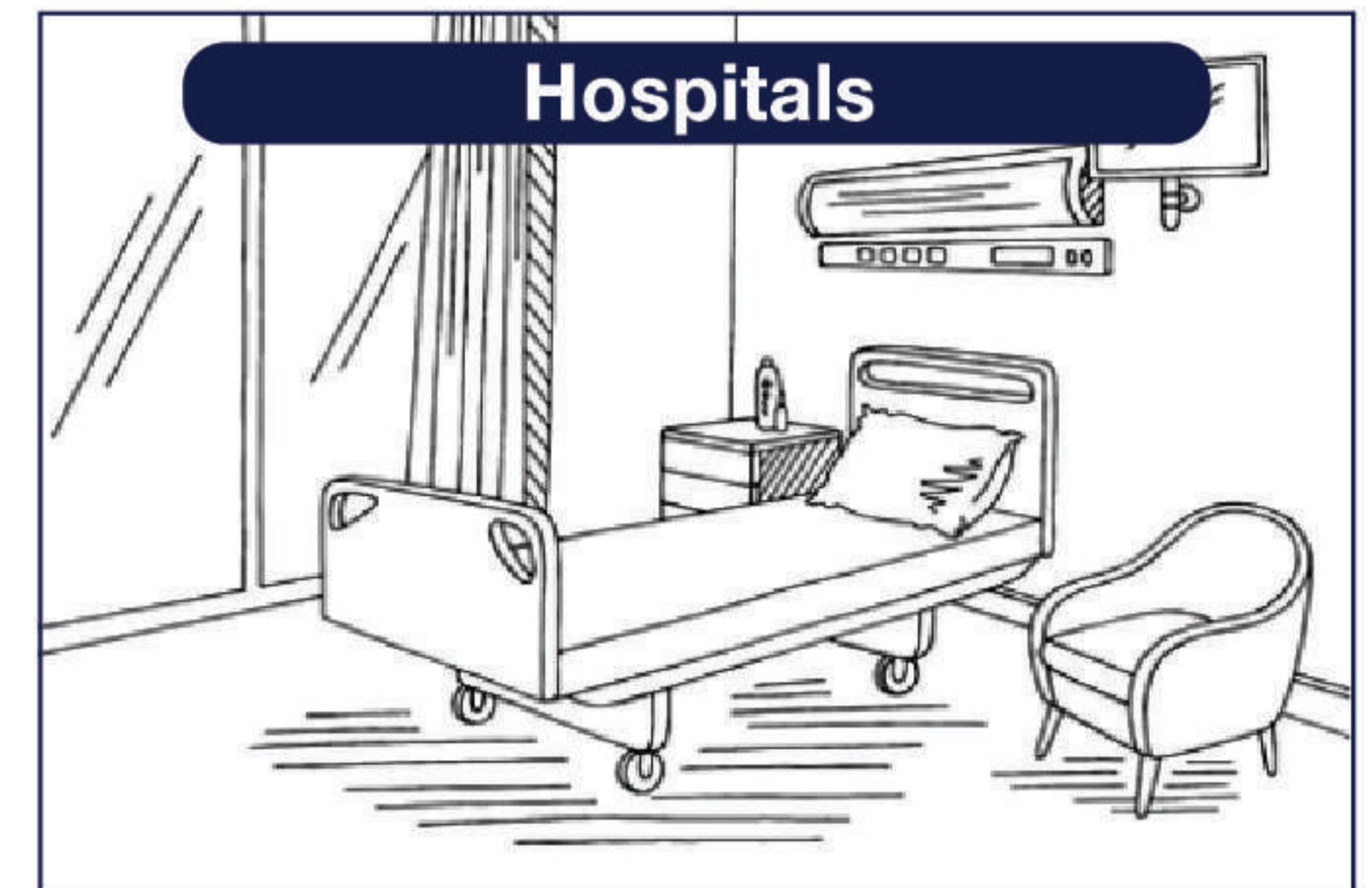
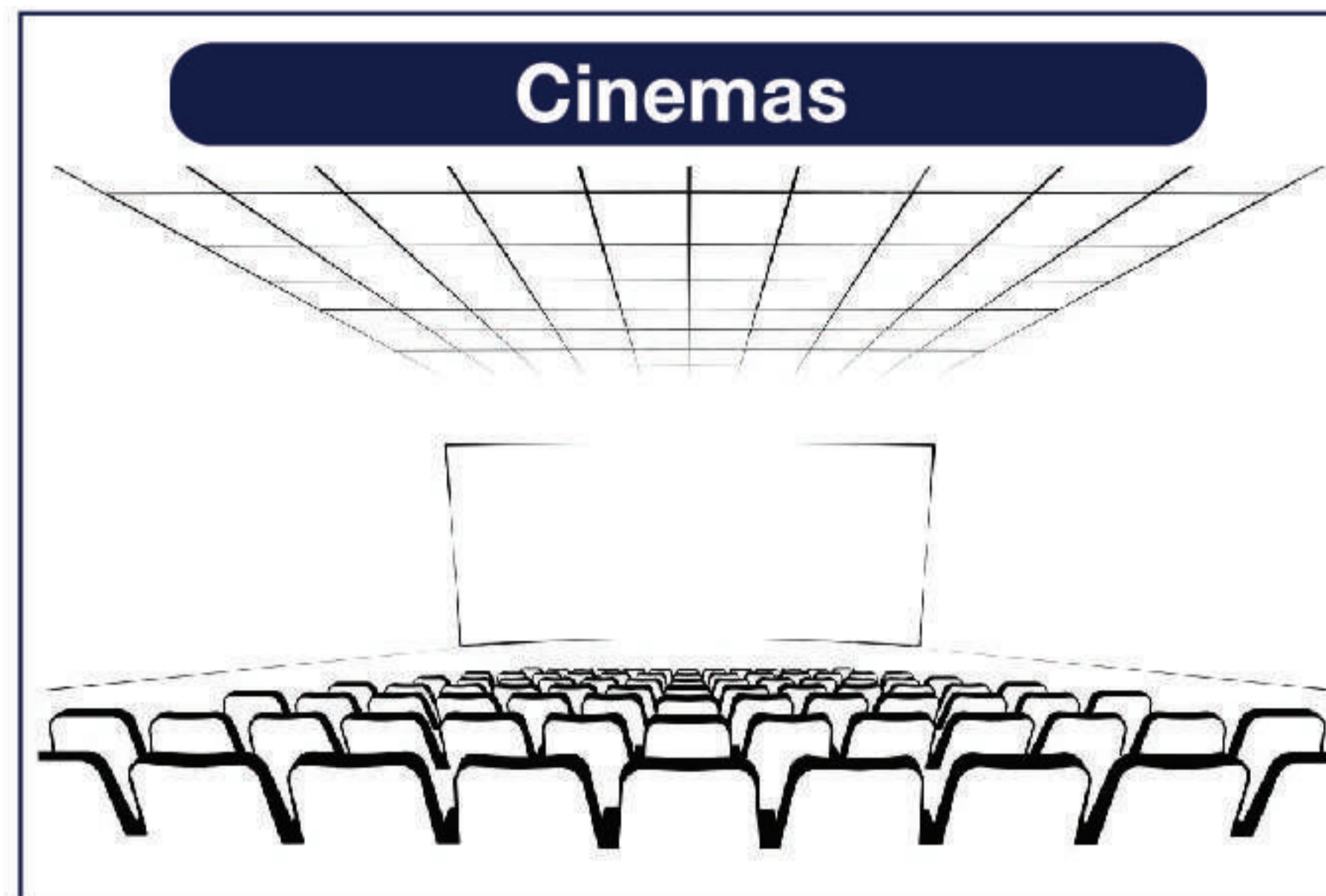
AeroSound® RSF

AeroSound® ESF



EXAMPLES OF APPLICATIONS

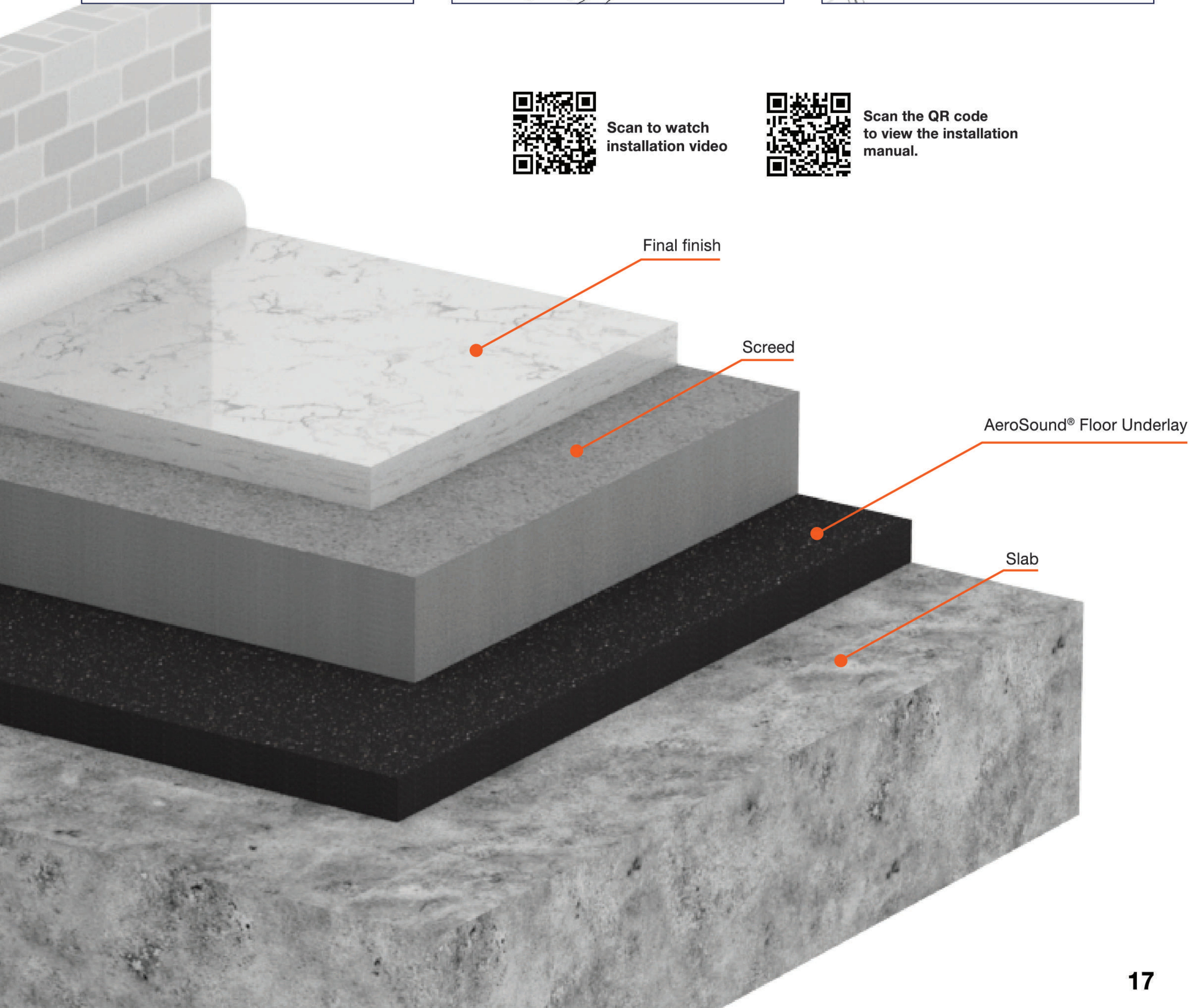
AeroSound® Floor Underlay can be installed in many different configurations and applications. Usual application is to separate concrete slab from the screed or final finish. For more details, please refer to AeroSound® Floor Underlay Brochure and AeroSound® Installation Handbook.



Scan to watch installation video

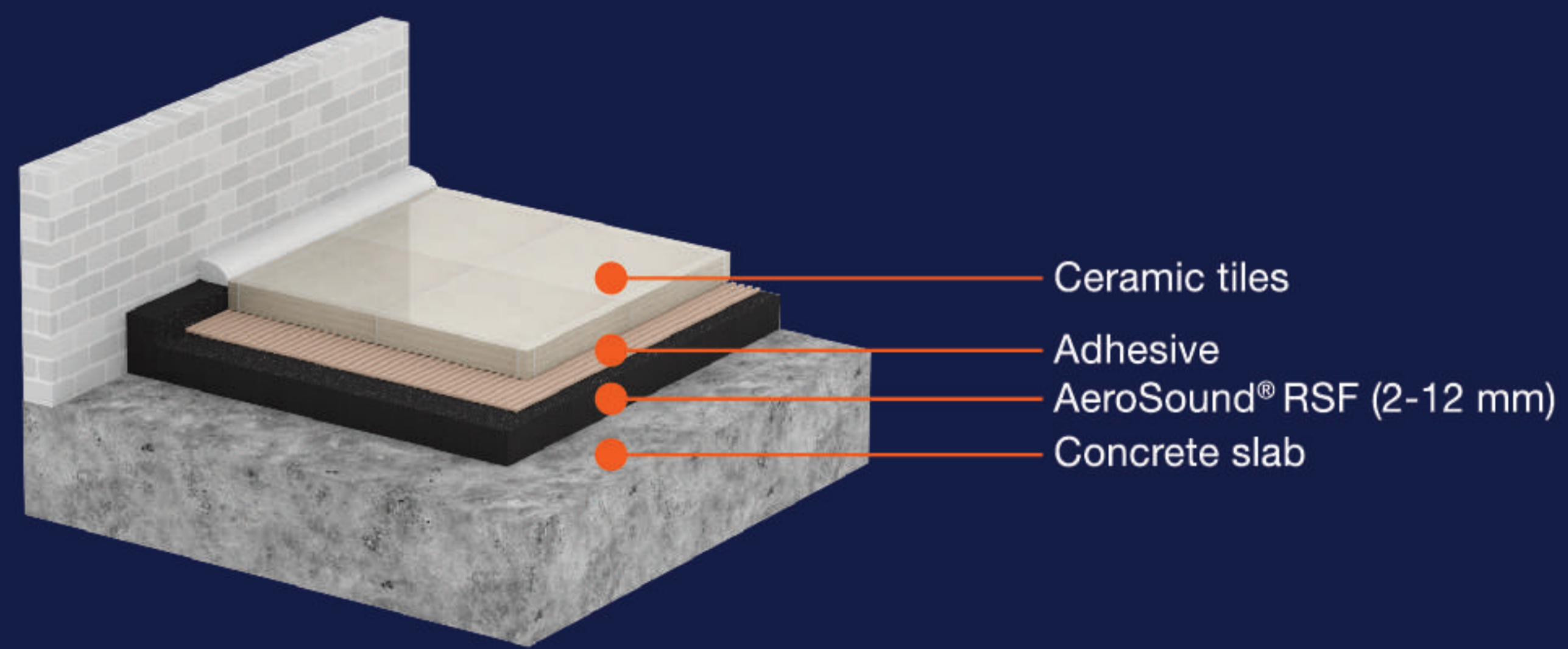


Scan the QR code to view the installation manual.

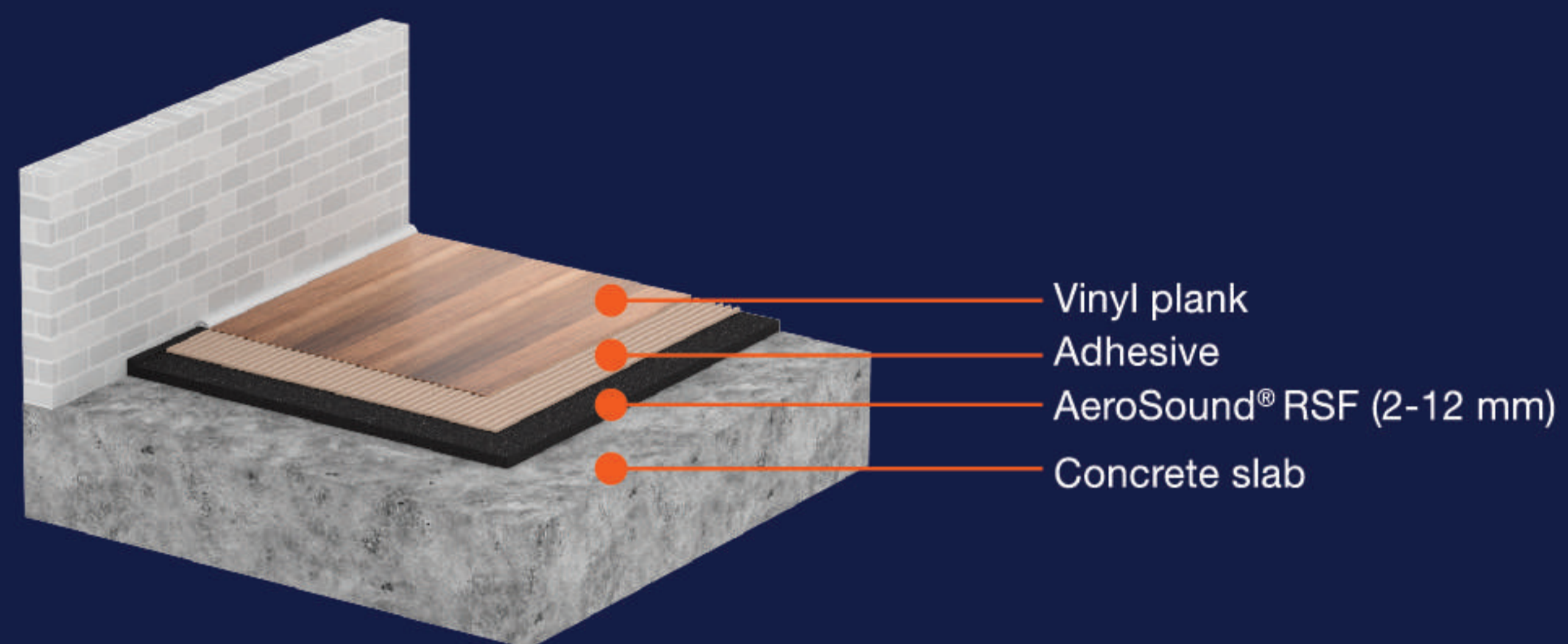


AeroSound® RSF

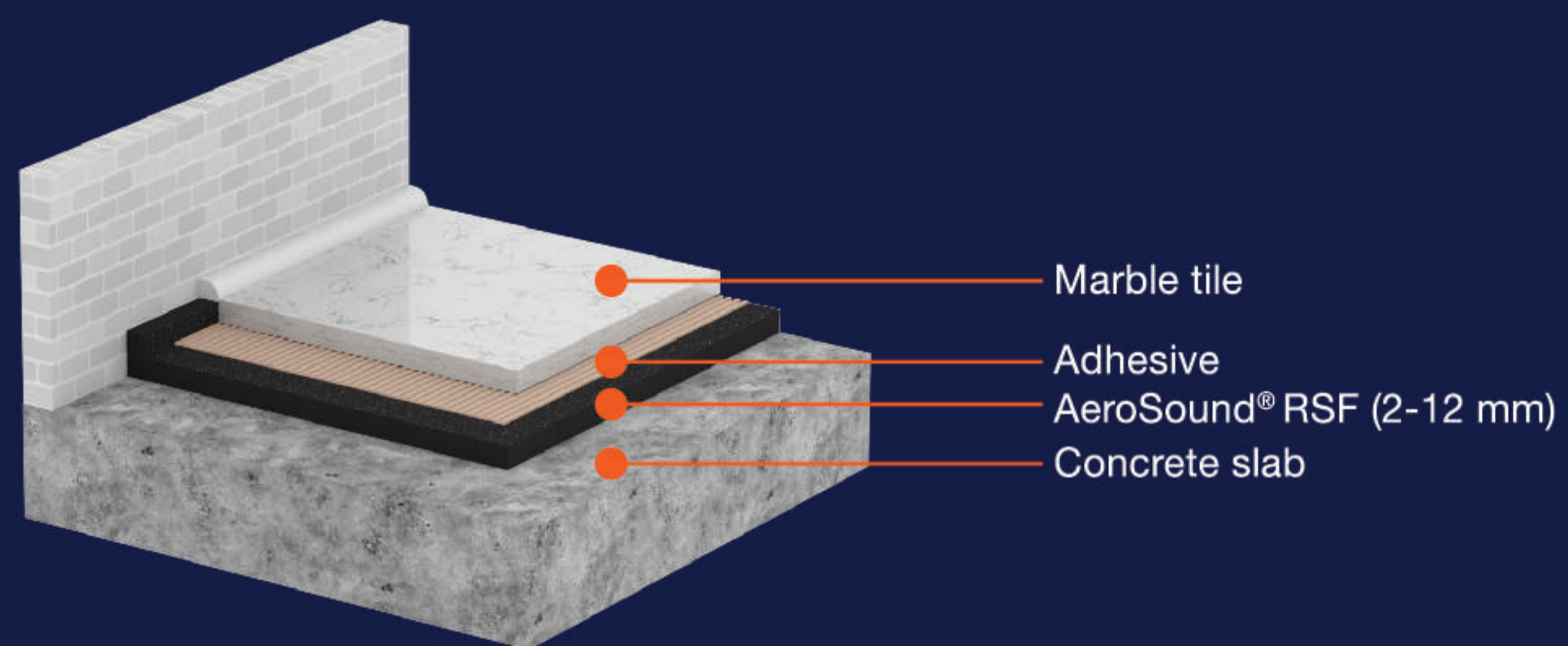
WITHOUT SCREED APPLICATIONS



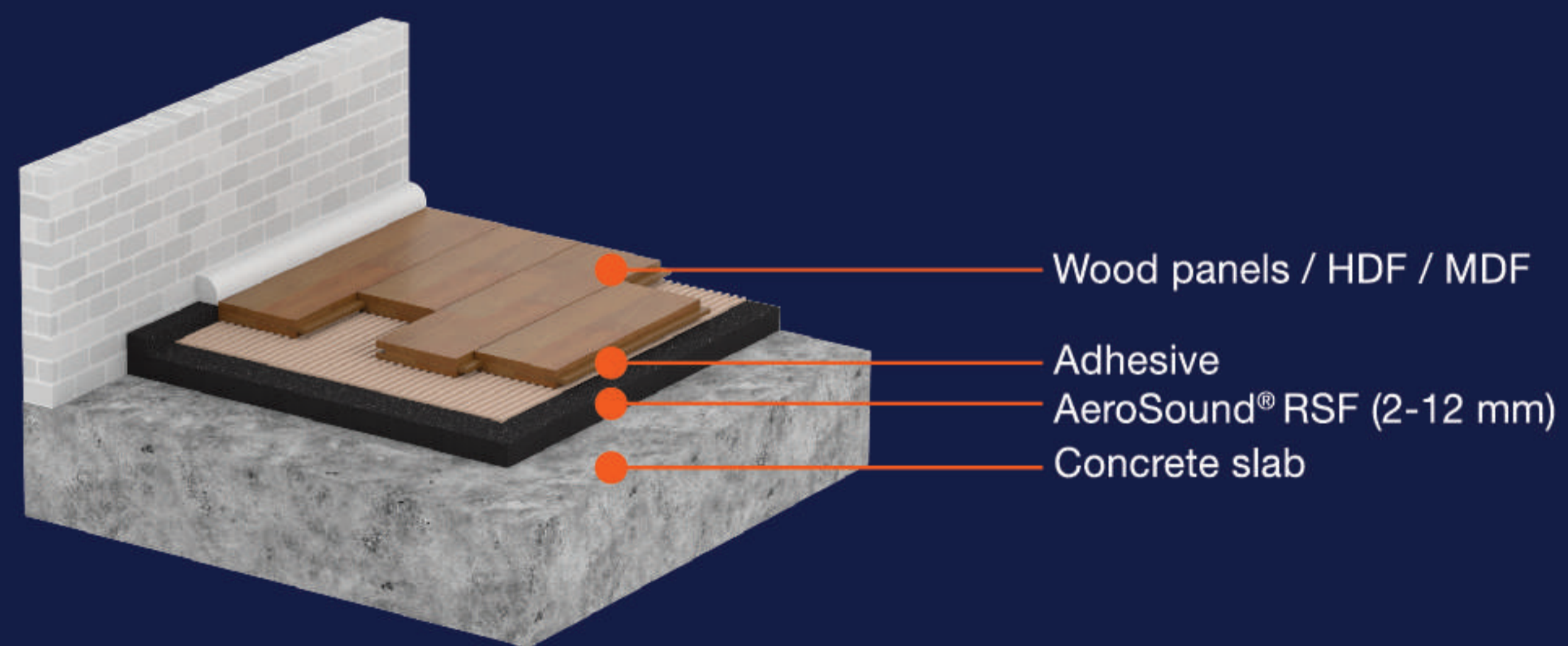
- Ceramic tiles
- Adhesive
- AeroSound® RSF (2-12 mm)
- Concrete slab



- Vinyl plank
- Adhesive
- AeroSound® RSF (2-12 mm)
- Concrete slab



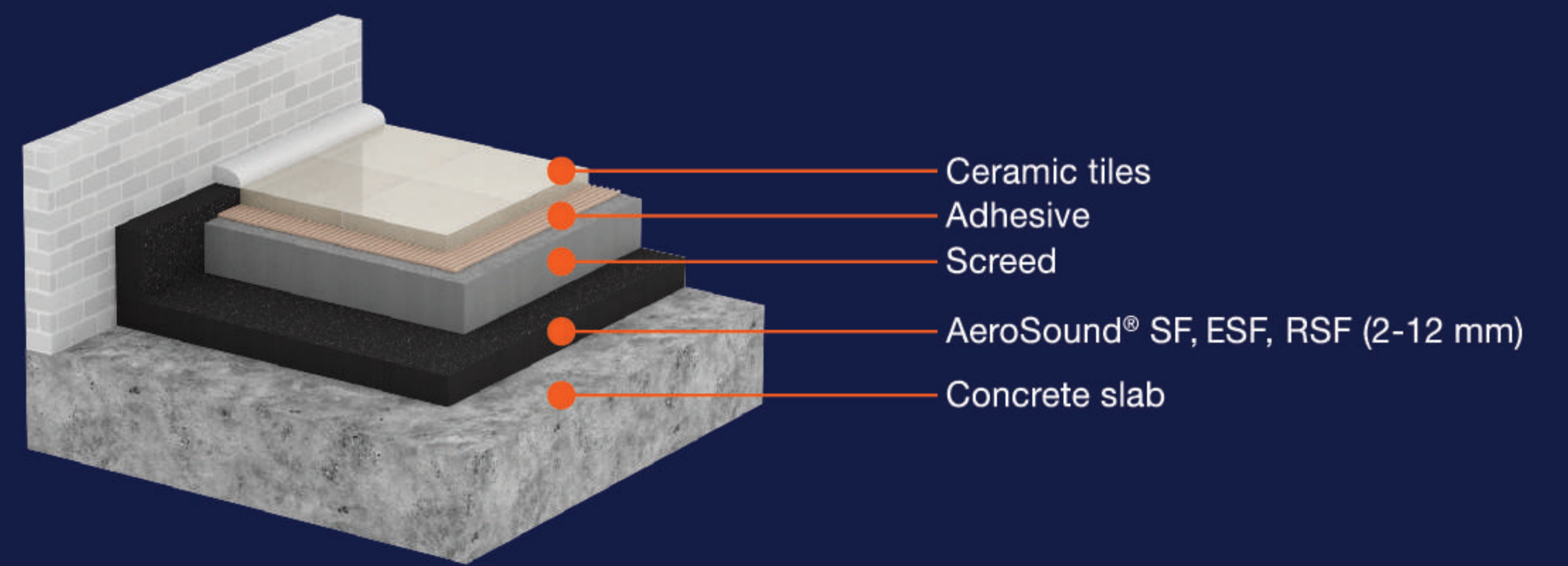
- Marble tile
- Adhesive
- AeroSound® RSF (2-12 mm)
- Concrete slab



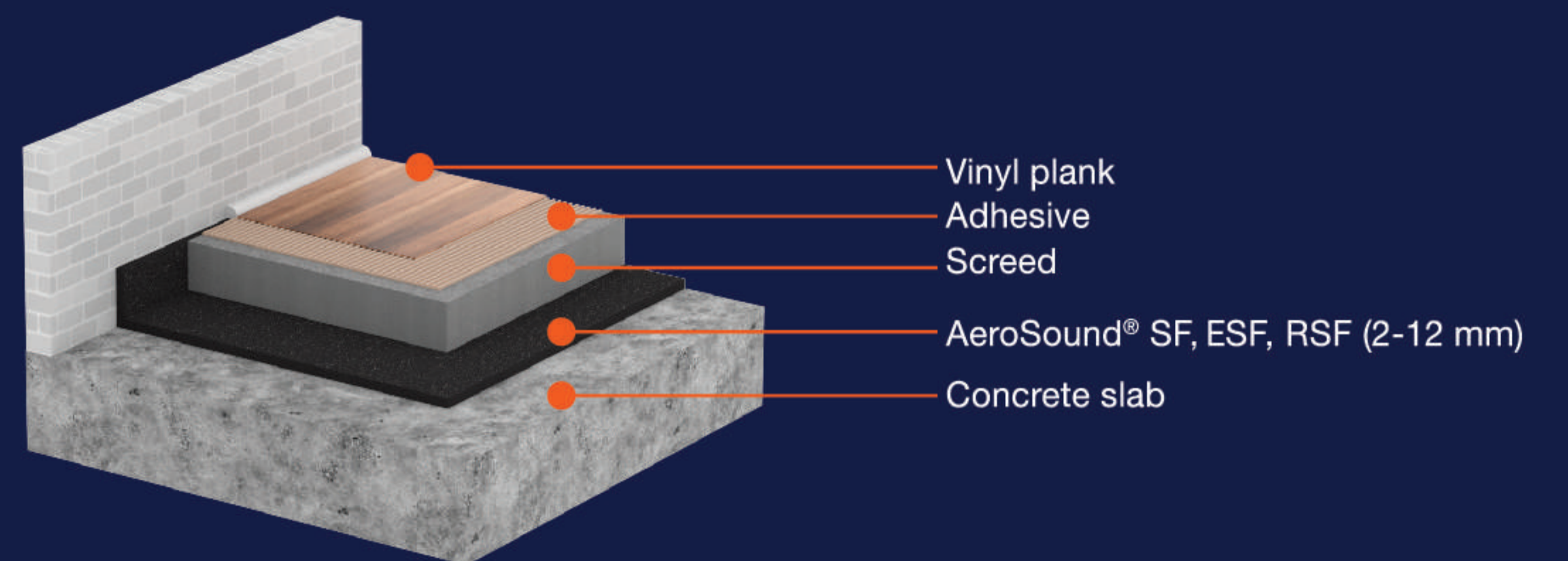
- Wood panels / HDF / MDF
- Adhesive
- AeroSound® RSF (2-12 mm)
- Concrete slab

AeroSound® SF, ESF & RSF

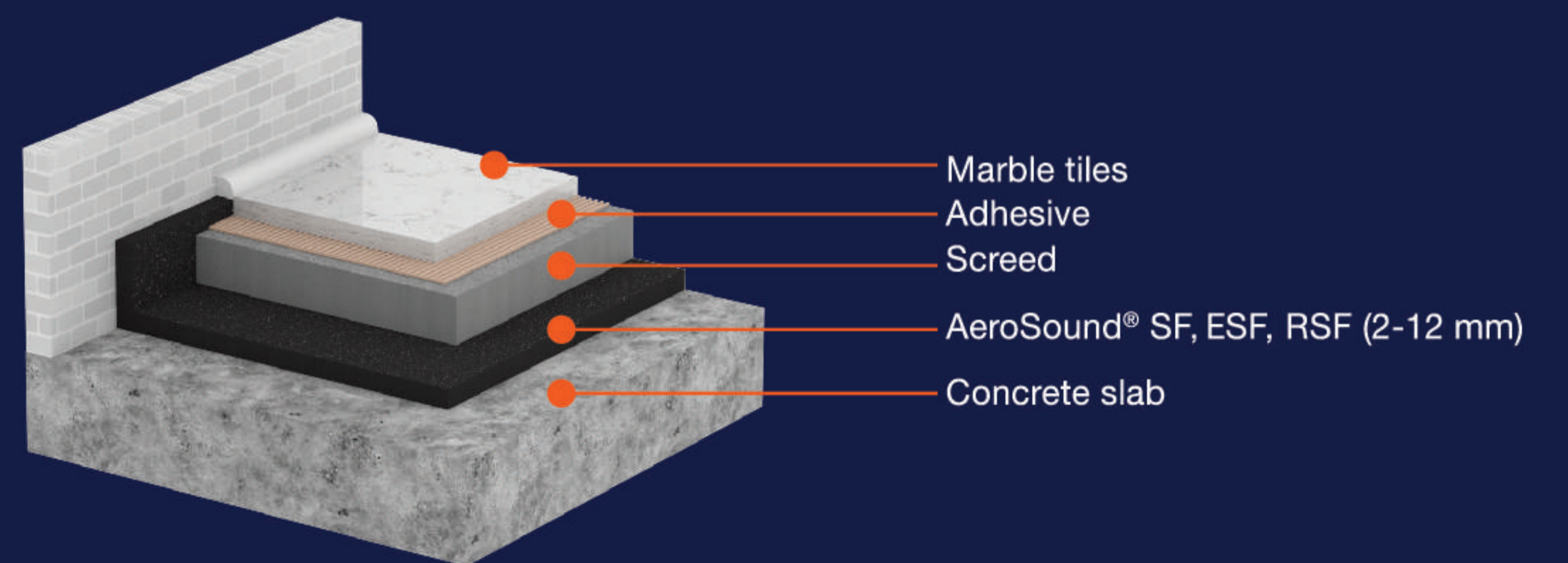
WITH SCREED APPLICATIONS



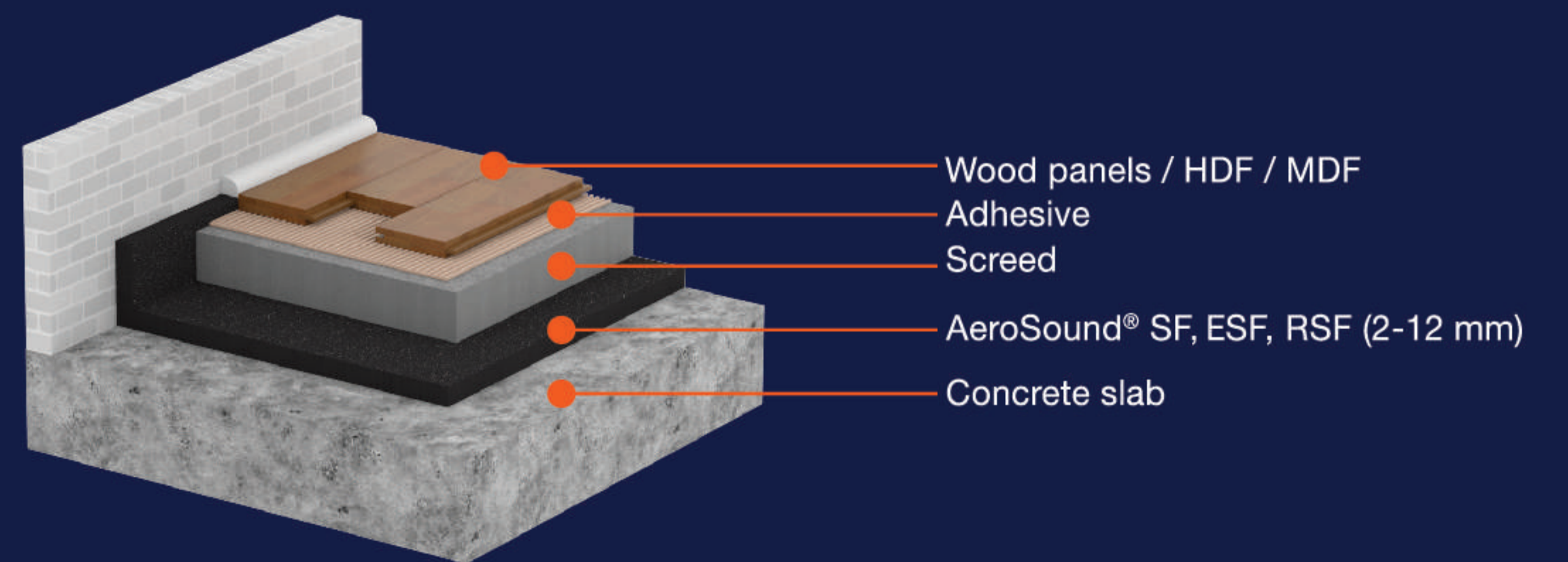
- Ceramic tiles
- Adhesive
- Screed
- AeroSound® SF, ESF, RSF (2-12 mm)
- Concrete slab



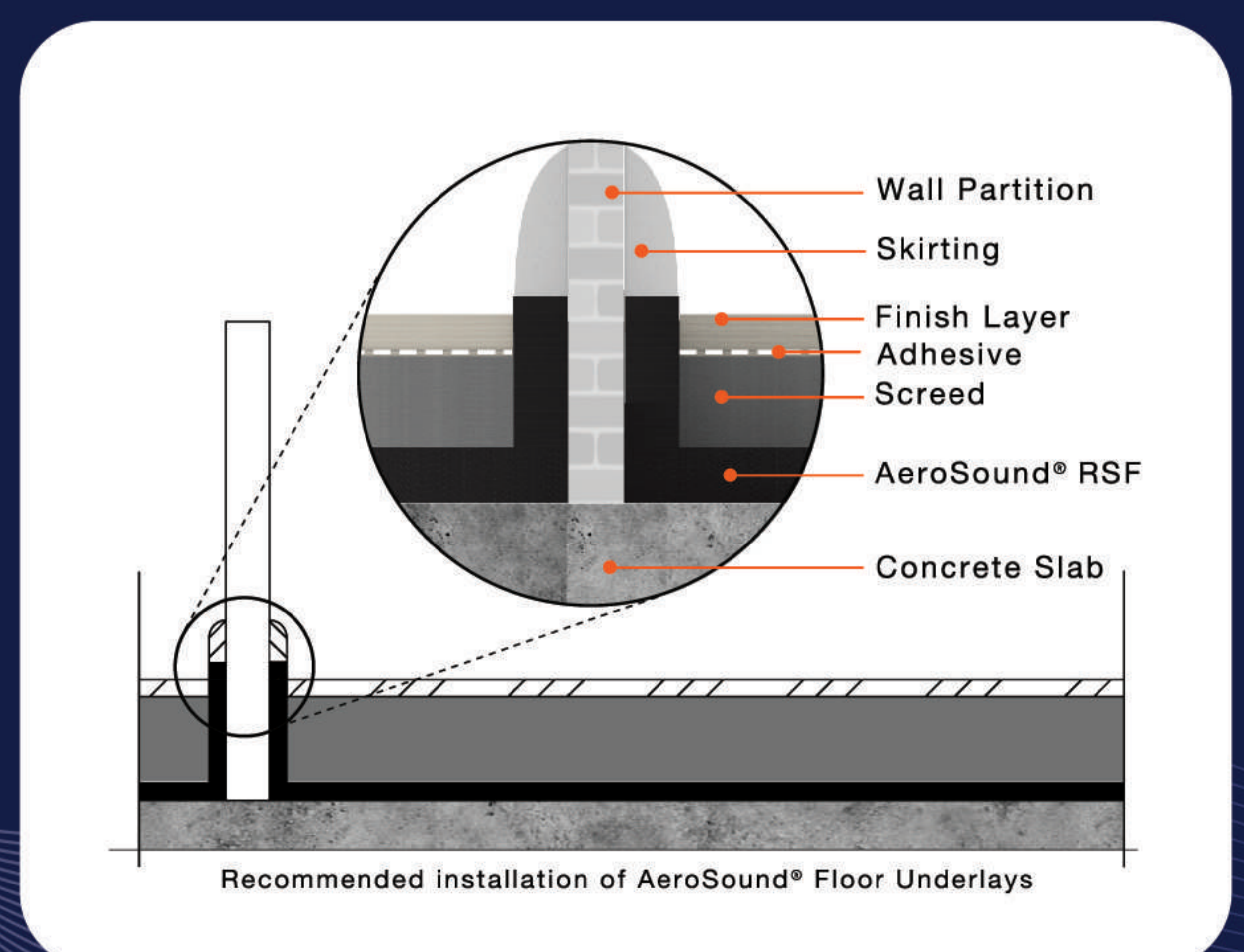
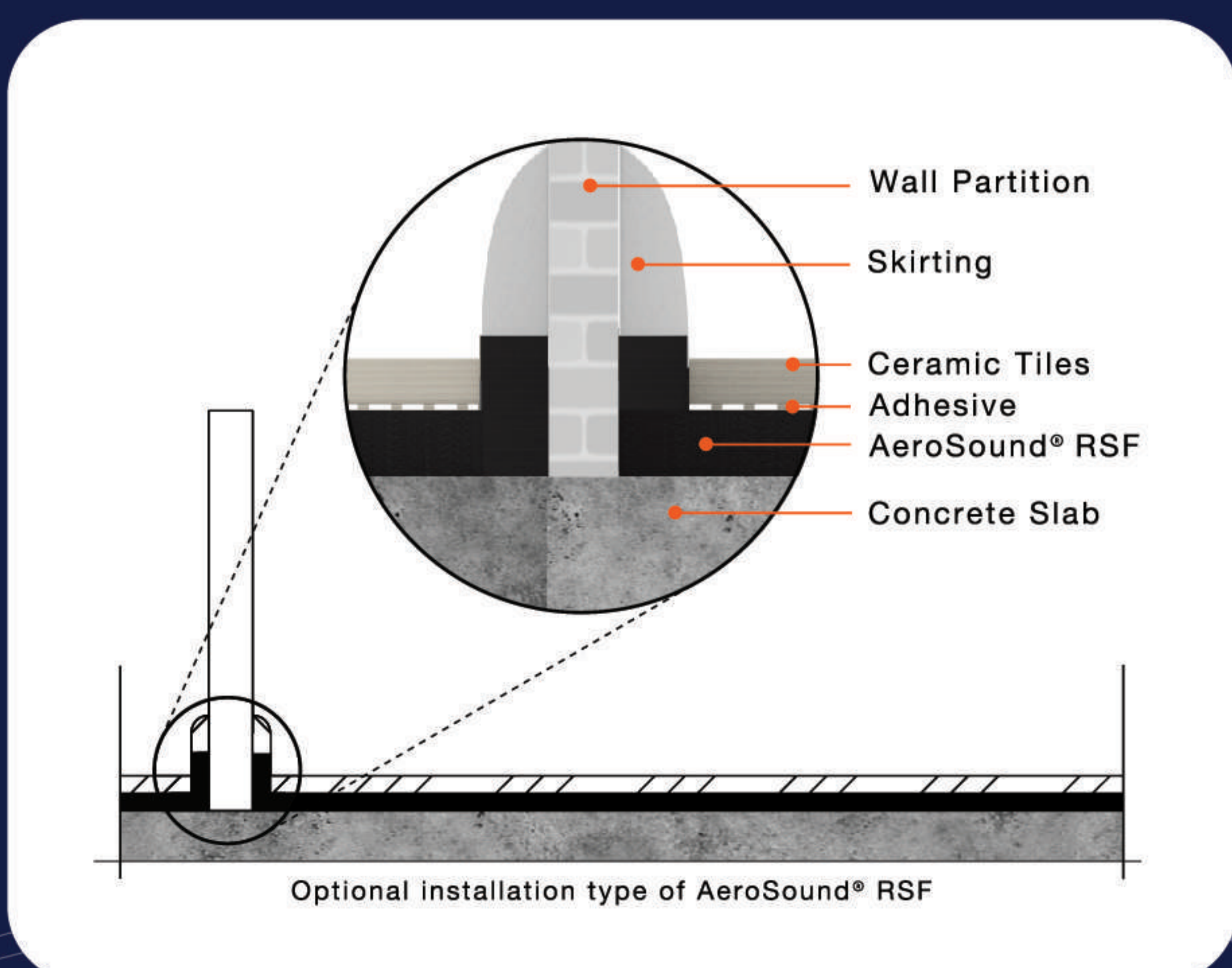
- Vinyl plank
- Adhesive
- Screed
- AeroSound® SF, ESF, RSF (2-12 mm)
- Concrete slab



- Marble tiles
- Adhesive
- Screed
- AeroSound® SF, ESF, RSF (2-12 mm)
- Concrete slab



- Wood panels / HDF / MDF
- Adhesive
- Screed
- AeroSound® SF, ESF, RSF (2-12 mm)
- Concrete slab



AEROSOUND[®] Gym Flooring








AeroSound[®] Gym Flooring provide excellent shock absorption and reduce impact sound transmission between floors.

Gym Flooring

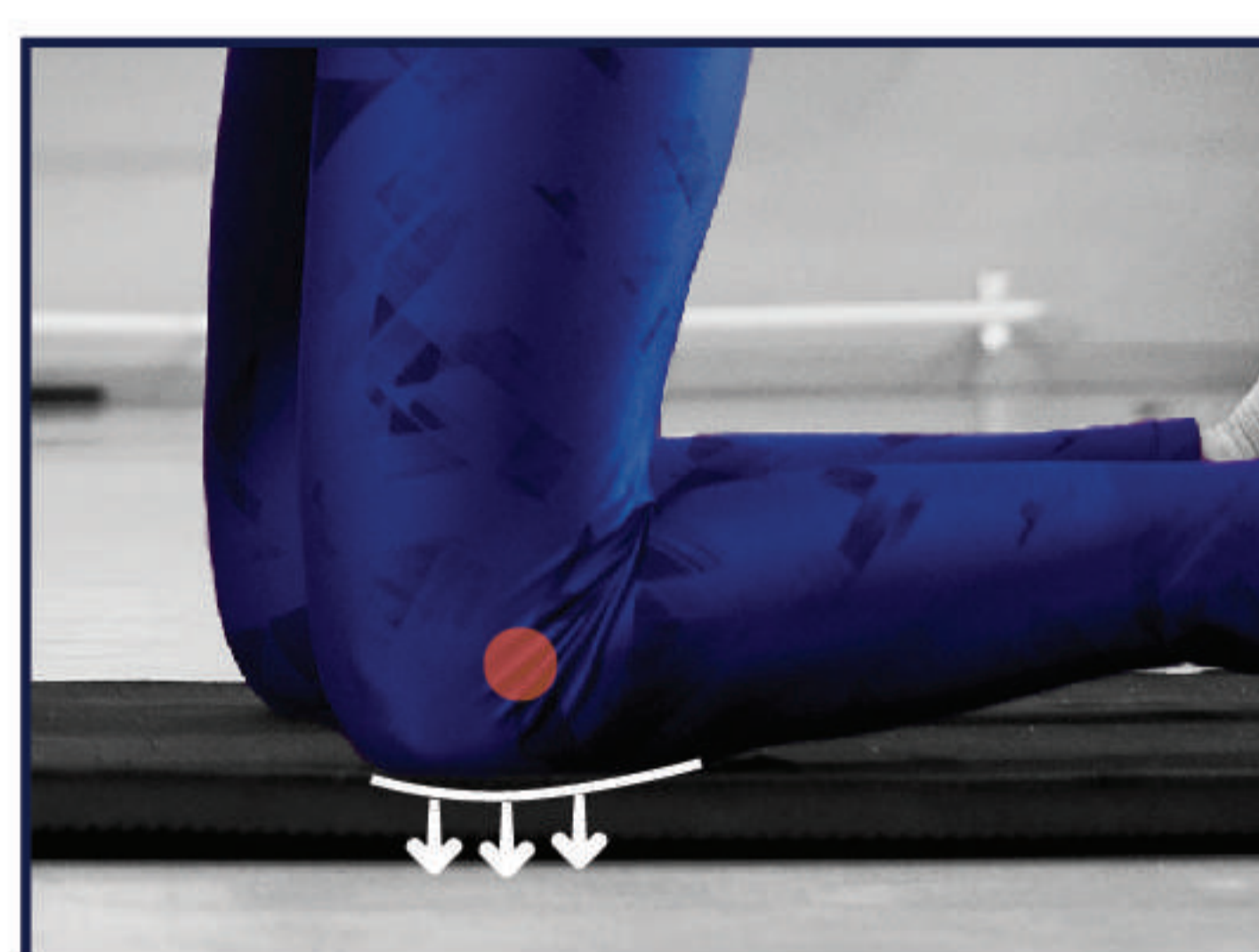
AeroSound® Gym Flooring is a high density rubber flooring for all types of gym and workout areas. Depending on the product, AeroSound® Gym Flooring is a suitable solution for both indoor and outdoor applications, wherever extreme wear and tear is expected.

It provides excellent shock absorption for all types of workout activities but also reduces impact and sound transmission between floors. Availability of several product versions as well as customization, it can make your gym area not only unique, but also safe for its users!

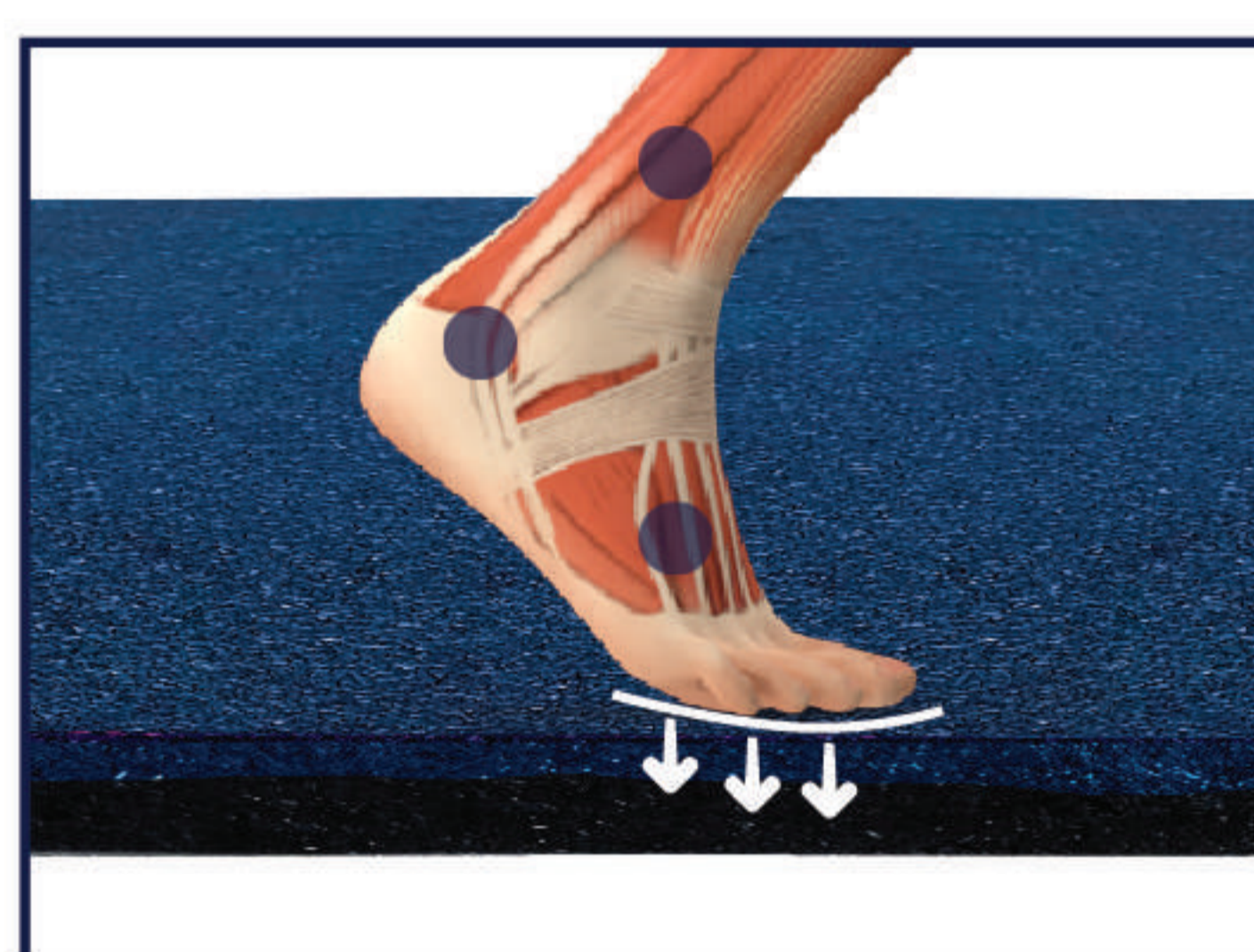
FEATURES

-  High scuff resistance
-  Aesthetic finish
-  Easy to clean
-  High durability
-  Long technical life
-  Non toxic formula

ADVANTAGES




Reduce risk of injury during workout



Excellent shock absorption for joints & cartilage protection



Provides optimal grip & reduces risk of slip



High shock absorption & scuff resistance

AEROSOUND® GYM FLOORING RECOMMENDATIONS


AeroSound® Gym Flooring Type	Area of application		Type of Workout/Activity Recommendations					
	Indoor	Outdoor	Fitness	Aerobics	Yoga / Pilates	Weightlifting	Functional Training	Playgrounds
HIIT	+		+	+	+			
Dynamic HIIT	+					+	+	+
Dynamic Flakes	+					+	+	+
Dynamic Star	+					+	+	+
Dynamic Eco	+					+	+	+
Dynamic+	+	+				+	+	+
HIIT Flakes Tiles	+	+				+	+	+
HIIT Flakes	+	+	+	+	+			
Puzzle	+	+				+	+	+

TECHNICAL DETAILS

Property	Units	Tested acc.:	Indoor					Outdoor			
			Dynamic Star	Dynamic HIIT	Dynamic Flakes	Dynamic Eco	HIIT	HIIT Flakes Tile	Dynamic+	Puzzle	HIIT Flakes
Density	kg/m³	-	1000	900	1000	1000-1100	1000	1400	1000	1100	1300
Hardness	Shore A	ASTM D2240	70 ±5	65 ±5	70 ±5	65 ±5	70 ±5	65 ±5	65 ±5	65 ±5	60 ±5
Tensile strength	kg/m²	ASTM D412	13	14	12	15	13.5	8	8	12	9
Elongation at break	%	ASTM D412	51	39	49	50.5	31	39	40	40	73
Tear strength	N/mm	ASTM D624	9	19	11.3	14.2	6.3	8.4	5	16.5	6.8
Heat resistant at 70 °C for 72 h	-	ASTM D573	Pass								
Change in hardness	Shore A	ASTM D2240	+5	+5	+4	+4	+4	+4	+5	+4	+4
Change in tensile strength	%	ASTM D412	-27.5	-22.6	-25.5	-24.8	-25	-27.6	-27.4	-25	-24.5
Change in elongation	%	ASTM D412	-35.7	-30.5	-31.5	-31.5	-33	-32.9	-35.7	-35	-31.7


AeroSound® Gym Flooring SBR-based

Ideal solution for indoor workout areas!




AeroSound® Dynamic Star

Thickness: 5-60 mm
 Size: 1 m x 1 m, 0.5 m x 0.5 m
 Color: Black tile




AeroSound® Dynamic HIIT

Thickness: 5-60 mm
 Size: 1 m x 1 m, 0.5 m x 0.5 m
 Color: Black tile with colored flakes




AeroSound® Dynamic Flakes

Thickness: 5-60 mm
 Size: 1 m x 1 m, 0.5 m x 0.5 m
 Color: Black tile with colored flakes



AeroSound® Dynamic Eco

Thickness: 10-60 mm
 Size: 1 m x 1 m, 0.5 m x 0.5 m
 Color: Black tile with grey top crumbs



AeroSound® HIIT

Thickness: 2-12 mm
 Size: 1.2 m x 1.6 m
 Color: Black roll with colored flakes

Flake colors:




for AeroSound® Dynamic HIIT, Dynamic Flakes & HIIT


APPLICATIONS



Training rooms



Fitness centers




Health clubs



Scan the QR code to view the installation manual.

AeroSound® Gym Flooring EPDM-based


Ideal solution for indoor & outdoor workout areas!



AeroSound® Dynamic+

Thickness: 10-60 mm
 Size: 1 m x 1 m, 0.5 m x 0.5 m
 Color: SBR black granules + 3-5 mm thick EPDM colored granules


EPDM granule colors:



AeroSound® HIIT Flakes Tiles

Thickness: 5-60 mm
 Size: 1 m x 1 m
 Color: Gray tiles with colored flakes


Flakes colors:



AeroSound® HIIT Flakes

Thickness: 2-12 mm
 Size: 1 m x 1 m
 Color: Rolls with colored flakes

Flakes colors:



AeroSound® Puzzle

Thickness: 5-60 mm
 Size: 1 m x 1 m, 0.5 m x 0.5 m
 Color: EPDM colored granules

EPDM granule colors:



APPLICATIONS



AEROSOUND[®]

Global Footprint



Scan the QR code to log on to the website.

Disclaimer: This information on Hira Manufacturing products is presented to the best of our knowledge. All product data is based on average values and is for guidance only. As these products are subject to constant research and development, we reserve the right to update the contents without notice.

UAE Head Office

Hira Industries LLC
P.O. Box: 50673, Dubai, UAE
☎ +971 4 884 8414
✉ enquiry@hira.com
🌐 www.aerofoam.ae

UAE Factory

Hira Industries LLC
P.O. Box: 9013, RAK, UAE
☎ +971 7 258 9006
✉ enquiry@hira.com
🌐 www.aerofoam.ae

Regional Factory

Hira Manufacturing Co. Ltd.
Lot 16, Street No. 5, Giang Dien IP,
Giang Dien Commune, Trang Bom District,
Dong Nai Province, Vietnam.
☎ +84 251 3684 222 | ✉ enquiry@hira.com
🌐 aerofoamvietnam.com

